

# Table of Contents

WHITNEY CENTER LIFESTYLE

WHITNEY CENTER PAST, PRESENT, FUTURE

WHITNEY CENTER Q & A

WHITNEY CENTER  
LIFE CARE BENEFITS

WHITNEY CENTER  
PROXIMITY AND DIRECTIONS

WHITNEY CENTER HISTORY

WHITNEY CENTER VALUE





WHITNEY CENTER

Where  
**OPPORTUNITY,**  
**HOSPITALITY** and  
**VALUE** live as one.





## Delight in the surprises as you're surprised by the delights.

Those who desire to stay involved, set new goals and reach new heights are bolstered by our active support of personal achievement. Residents are freed to pursue opportunities in culture and the arts, business, education and volunteering.

The value of *Life Care*—especially the freedom it brings to greeting each day—is supported by the exceptional value in the Whitney Center philosophy, and by our not-for-profit status, financial stability and wide range of apartment home options and price points.

Life at Whitney Center is inspired and enriched by so many things! The energy of residents and attentiveness of staff members create an atmosphere of true, person-centered hospitality. Whether you're dining, engaging in an activity or simply relaxing in your apartment home, you'll soon discover how generous our hospitality can be.

The Cultural Arts Center was created as a venue for performances, lectures and gatherings. The glass-walled Main Street houses *Perspectives—The Gallery at Whitney Center* and *Resident Perspectives* with resident art. Residents are also pleased by the many different dining venues. Beyond our campus, the region's diverse cultural attractions await you, as do the many opportunities available right in the area.

Whitney Center is the perfect place to find a delightful wealth of personal opportunity, and to create the retirement lifestyle you desire.



# Where **achievement** never retires.

You arrive at this new phase of life with your own unique set of life experiences. Once here, you'll discover that achievement continues in many forms, whether it's found in continuing current passions for a lifelong pursuit, or setting your sights on something new and unexplored.

Residents believe that remaining involved and striving for excellence help build a more meaningful life. Each day there is a renewed commitment to volunteering, as well as to business, educational and cultural pursuits.

While you are busy delighting in what's new and exciting here, you can be secure in the fact that the Whitney Center culture, mission and philosophy of continuous improvement remain ever constant, as they have for more than 30 years.





## COMMUNITY AMENITIES AT WHITNEY CENTER

- Beautiful 15-acre campus, with mature trees and landscaping, walking paths and a community garden
- Cultural Arts Center that serves as a venue for lectures, musical performances and more
- Fine dining in the **Center Stage Restaurant**
- Casual and take-out dining in **The Bistro**
- Common spaces designed for conversation, billiards, table tennis and board games
- A private dining room for special gatherings
- **The Pub**, warm gathering, dining and cocktail area
- The William P. Beach Library
- Computer and business center
- Art studio
- Fitness center with Kaiser weight training equipment, cardio and free weights
- Heated indoor swimming pool and Jacuzzi®
- Outdoor terraces for parties and entertaining
- Individual gardens for residents with a green thumb
- On-campus bank and ATM
- Gift Shop and convenience store
- Spa on Main

# Where **value** is always in **style**.

A great deal makes everyone smile, especially when it's accompanied by great value. Our dedication to value starts with ensuring your independence and wellness, so you can truly enjoy all that is offered.


Value continues with Life Care, a remarkable program that assures you of continuous, future assisted living services and skilled nursing care, if and when they are needed. And as Life Care protects your assets, you'll discover the true peace of mind that comes when financial concerns become a thing of the past.

When you add in the not-for-profit status, wide range of floor plans and variety of entrance options, the value is quite apparent!










# Where **culture** and **opportunity** are at your doorstep.



The Cultural Arts Center has been created as a venue for performances, lectures and gatherings. The glass-walled Main Street houses *Perspectives*—*The Gallery at the Whitney Center*, *Resident Perspectives* and The William P. Beach Library. And our dining experience has received its own infusion of culture, with “display” cooking, an expanded menu and the availability of private dining for more special gatherings.

Beyond our campus, available transportation whisks residents to the many cultural and entertainment venues in New Haven, including the symphony, theatres, museums and fine restaurants.







## CENTERED, IN A LOCATION THAT RIVALS THE BEST.

- Shopping, museums, galleries, concerts, beaches, snow and skiing, collegiate sports, continuing education...
- If traveling is your pleasure, the worry-free lifestyle at Whitney Center will free your time and let your spirit of adventure soar.
- You'll enjoy the privacy and warmth of our town and campus, and when the mood strikes, revel in the opportunities that abound!
- Recreational opportunities include nearby biking paths, such as the Farmington Canal Heritage Trail.



# Where **hospitality** and **service** are at our center.

You may find one of the many services in our new spa to be your own ultimate way to relax. Even simply enjoying time with friends and family in the inviting pub has its own soothing charm.

Residents are free to focus on what matters most to them, made possible by the array of services delivered by a professional staff dedicated to attentive, person-centered hospitality.





## SERVICES INCLUDED IN THE MONTHLY FEE

- Flexible spending for any of our dining venues
- Weekly housekeeping and flat linen service
- Scheduled transportation to doctor visits, shopping, performing arts centers, galleries, museums, restaurants and more
- A full schedule of social opportunities
- Planned cultural and educational events
- Fitness programs directed by fitness and aquatics instructor
- 24-hour campus security
- Ecumenical chaplain services
- Health and Wellness Center, offering assisted living services, memory support, recuperative care, rehabilitation and long-term care

# Where the **choices** are **yours** to make.

You'll choose from a selection of apartment homes, ranging in size from a cozy Alcove suite to a very spacious three-bedroom, with nearly 1,800 square feet of living space. You'll enjoy gracious dining in the **Center Stage Restaurant** or more casual fare in **The Bistro**. You'll luxuriate in the Spa on Main or share a drink with friends in **The Pub**.

This delightful and choice-filled life is yours when you move to Whitney Center.



Take the next step toward exceptional senior living.  
**Call today at 800-237-3847**  
to schedule a private meeting and personal tour.

## APARTMENT HOME FEATURES AT WHITNEY CENTER

- Bright and well-appointed living spaces
- Kitchens feature all appliances, including microwave and dishwasher in select apartments
- Large closets with ample room for storage
- Fire and smoke detector and sprinkler systems
- All utilities, including individually controlled heating and air conditioning
- 24-hour emergency call service
- Satellite television service
- Full maintenance of apartment appliances
- Window coverings and plush carpeting or hardwood floors
- Additional storage convenient to your apartment
- Pets welcome



Continue reading **for**

WHITNEY CENTER PAST,  
PRESENT, FUTURE

---



In the mid-1970s retirement communities in Connecticut consisted largely of nursing homes and apartment complexes that catered to an older clientele. Whitney Center—the conception of a group of local business people and leaders from Yale University—was designed from the beginning to go well beyond that trend.

“The model conceived for Whitney Center was very different from what existed in Connecticut at that time,” states Michael Rambarose, President and CEO of Whitney Center. “In fact, this would be one of the first continuing care retirement communities in the state. Whitney Center opened in 1979 with 200 apartments and a 59-bed nursing home.”

“Through the years we attracted residents from Yale and many other colleges and universities who shared an interest in and appreciation for the arts and lifelong learning. This resident profile became an important part of our plans for the future.”

In 2003 the Whitney Center Board of Directors began formulating a major expansion, driven largely by its desire to update the healthcare center to be more reflective of the changing focus among senior living communities. “We were contemplating a change to a person-centered model for community healthcare,” says Rambarose. “We also wanted to add assisted living apartments, in order to have a full continuum of care available on campus. A third factor was our desire to build larger apartments with more refined amenities and finishes.”

The first phase of the expansion opened on time and under budget in October 2011. Whitney Center was one of very few CCRCs across the country to secure financing in 2009, following the bursting of the housing bubble. This success was largely due to the strength of the balance sheet and the reputation the community had garnered and maintained over 30-plus years.

Another important reason for undertaking such an ambitious community expansion was to create spaces that could be enjoyed by the residents of Whitney Center as well as the greater community.

“We wanted to be able to invite the community into Whitney Center in order to create a better connection, and to reflect our history of commitment to culture and the arts,” notes Rambarose. “This drove the creation of *Perspectives – The Gallery at Whitney Center* which displays local artists and *Resident Perspectives* which displays resident art. It also allows for greater accessibility of *The Bistro* as a place for informal dining.”

A remarkable history.  
An incredible future.



WHITNEY CENTER  
A Heritage of Exceptional Senior Living

In line with the updating of *The Bistro*, there was a need to reflect the changes in how seniors lead their lives. “We converted to a flexible spending program for dining,” says Rambarose, “recognizing that residents are more active and want to make their own dining choices.”

“I’ve spoken of our residents’ commitment to the arts and learning,” says Rambarose. “The ability for residents to maintain their high level of involvement is made possible through the commitment of our staff. Five key values—community, respect, excellence, stewardship and teamwork—are integral when we’re recruiting and training staff members. Many of our staff members have been with us for 20 years or more—some for more than 30 years—and their ability to connect with residents is remarkable!”

Rambarose continues, “One of the great strengths of Whitney Center is our willingness and ability to learn, change and innovate. We collaborate with our residents, encouraging their governance of the community through their participation on the board of directors and in resident committees.”

“When seniors move into a community they often transition from engagement in high self-esteem activities to focusing on basic needs. Our job is to provide for those basic needs so well that residents stay engaged at a higher level.”

With the first phase of the expansion open, the leadership at Whitney Center is now fine-tuning the design and plans for phase two, which will include a new Health & Wellness Center with clinic and rehabilitation facilities and additional assisted living apartments.

“We’re learning from residents what we need to include in these plans,” says Rambarose, “and we have relationships with our state and national associations as well as the CASF/CCAC accrediting organization that allow us to continue learning about the largest trends.”

“We’re continuously striving to be not only the best in Connecticut—but throughout the northeast, and to help residents really enjoy their lives.”



WHITNEY CENTER

*A Heritage of Exceptional Senior Living*

200 Leeder Hill Drive • Hamden, CT 06517

(203) 848-2641 • (800) 237-3847 • [www.WhitneyCenter.com](http://www.WhitneyCenter.com)





Continue reading **for**

WHITNEY CENTER Q & A

---



WHITNEY CENTER Q & A



# Questions Most Commonly **Asked** and **Answers** that can **Help**.



WHITNEY CENTER

## WHITNEY CENTER Q & A



We know that choosing to move into a senior living community will provide you with tremendous lifestyle benefits. The decision also raises many questions, so we've prepared this booklet to provide answers to some of the most commonly asked questions about Whitney Center. If you have additional questions, call 203-848-2641 and a Whitney Center marketing representative will be happy to provide the answers you need.



## WHITNEY CENTER

**Q: I'm not sure I'm ready for a senior living community. Wouldn't it be better to wait until I need to move?**

**A:** Senior living experts agree that the best time to make a move to a senior living community is while you're active and in good health. Living at Whitney Center will free you from the constant work and worry of maintaining your own home, so you'll have time to do the things you always wanted to do. If you wait until you need assistance, you will miss out on the many joys of active senior living.

**Q: Do I need to be retired from working to live at Whitney Center?**

**A:** No, residents of Whitney Center are still employed and go to work each day. The only requirement is that you be at least 62 years of age.

**Q: What is Whitney Center?**

**A:** Whitney Center is a senior living community that offers Life Care, serving seniors since 1979, owned and managed by a not-for-profit corporation under the guidance of a local volunteer board of directors. The community is located in Hamden, Connecticut, a city of more than 60,000 residents that lies immediately north of New Haven. The Whitney Center campus is located on 15 acres, near the west side of Lake Whitney.

**Q: What is Life Care?**

**A:** Life Care assures you access to skilled nursing with no increase in your monthly fee for the additional care.

*(continued on next page)*

This can help you rest easy about future healthcare costs as it protects your assets from the potentially devastating expense of paying out-of-pocket for healthcare.

Choosing Life Care means you'll know where and from whom you'll receive any healthcare you need, and that your family members will be spared the difficulty of making care decisions in a time of crisis. You'll also benefit from Whitney Center's focus on wellness, and gain access to on-site fitness programs, preventive care and 24-hour emergency response.

**Q: Is Whitney Center an accredited community?**

**A:** Yes. Whitney Center is a Continuing Care Retirement Community (CCRC) and holds the coveted accreditation of the Continuing Care Accreditation Commission. This designation is awarded only to communities that can demonstrate financial stability, quality of care and the value of a resident's investment.

**Q: What types of residences are available?**

**A:** Apartments range from a 460 square foot Alcove apartment home to a 1,800 square foot, three-bedroom apartment home, with over 15 additional sizes and floor plans. Many of these well-appointed residences offer floor plans that feature spacious master suites with walk-in closets, separate dining areas and washers and dryers.

**Q: Will I need to carry homeowner's insurance on my residence?**

## WHITNEY CENTER

**A:** Whitney Center provides insurance for the buildings and grounds, but you will need to obtain a renter's insurance policy to cover personal property and liability.

**Q: May I decorate my apartment as I wish?**

**A:** We invite you to make yourself at home by furnishing and decorating your apartment to reflect your personal taste.

**Q: Is living at Whitney Center affordable?**

**A:** Many people believe senior living communities are expensive. In reality, the cost of living at Whitney Center compares very favorably with the cost of maintaining your own home, because so many things you are paying for now will be covered by your Monthly Fee.

**Q: What fees do residents of Whitney Center pay?**

**A:** Residents pay a one-time Entrance Fee, which may be a Traditional, 60% Refundable or 90% Refundable fee, with either Full Life Care (for those without long-term care insurance) or Modified Life Care (for those who have long-term care insurance.) The Entrance Fee affords residents use of the residence and community common areas, and provides for their future long-term healthcare needs within the community.

A Monthly Fee is paid upon moving into the community and on a monthly basis, as is the case with most not-for-profit retirement communities.

*(continued on next page)*

Because Whitney Center is a Life Care community, a portion of both the Entrance Fee and Monthly Fee may be deducted for tax purposes. The Entrance Fee and Monthly Fee will vary based on the size of residence chosen.

**Q: What amenities are available for residents?**

**A:** Abundant amenities are available at Whitney Center, including a heated indoor swimming pool and Jacuzzi,<sup>®</sup> a Cultural Arts Center, common areas with billiards, table tennis and board games, walking and biking paths, a fitness center, multiple dining venues, a spa and salon, an extensive library, a computer and business center, an art studio, a bank and ATM and much more.

**Q: Will I be able to bring my car?**

**A:** You'll be encouraged to keep driving. You can also reserve a parking space. Whitney Center will even clean your car after a snowfall.

**Q: Which services are included in the Monthly Fee?**

**A:** Flexible spending for any of our dining venues, a wide range of cultural and social opportunities, weekly housekeeping and flat linen service, fitness programs with professional direction, grounds maintenance, 24-hour security, scheduled transportation, all utilities, property tax and more.

**Q: Which healthcare services are included in the Monthly Fee?**

**A:** The Life Care program assures residents that they will be able to move from Independent Living to assisted

## WHITNEY CENTER

living services, and to receive skilled nursing care in the Health Center, should such services ever be needed and they are all included. Life Care allows couples and friends to continue living right here on campus—even if one of them requires additional assistance or care—while the other stays in Independent Living.

**Q: Is the Monthly Fee subject to change?**

**A:** The Monthly Fee is reviewed annually by the Board of Directors and management and will be adjusted based on actual operating costs and sound financial practices. A 30-day written notice will be provided to all Whitney Center residents in advance of any required increase in the Monthly Fee.

**Q: I think I'd like to learn more—what is my next step?**

**A:** Simply call to schedule lunch and a personalized visit so you can find out all you need to know about Whitney Center.



WHITNEY CENTER

*A Heritage of Exceptional Senior Living*

***It's never too early to start planning.***

**(203) 848-2641 • (800) 237-3847**



WHITNEY CENTER  
*A Heritage of Exceptional Senior Living*

200 Leeder Hill Drive • Hamden, CT 06517

(203) 848-2641 • (800) 237-3847

[www.WhitneyCenter.com](http://www.WhitneyCenter.com)



Continue reading **for**

WHITNEY CENTER  
LIFE CARE BENEFITS

---

the 1990s, the number of people in the UK who are employed in the public sector has increased from 10.5 million to 13.5 million, and the number of people in the public sector who are employed in the health sector has increased from 2.5 million to 3.5 million (Department of Health 2000).

There are a number of reasons for this increase in the number of people employed in the public sector. One reason is that the public sector has become a major employer in the UK. Another reason is that the public sector has become a major employer in the health sector. This is due to a number of factors, including the increasing demand for health services, the increasing number of people who are employed in the public sector, and the increasing number of people who are employed in the health sector.

The increasing demand for health services is due to a number of factors, including the increasing number of people who are aged 65 and over, the increasing number of people who are living with chronic conditions, and the increasing number of people who are living with mental health problems. The increasing number of people who are employed in the public sector is due to a number of factors, including the increasing number of people who are employed in the public sector, and the increasing number of people who are employed in the health sector.

The increasing number of people who are employed in the health sector is due to a number of factors, including the increasing number of people who are employed in the health sector, and the increasing number of people who are employed in the health sector. This is due to a number of factors, including the increasing number of people who are employed in the health sector, and the increasing number of people who are employed in the health sector.

The increasing number of people who are employed in the health sector is due to a number of factors, including the increasing number of people who are employed in the health sector, and the increasing number of people who are employed in the health sector. This is due to a number of factors, including the increasing number of people who are employed in the health sector, and the increasing number of people who are employed in the health sector.

The increasing number of people who are employed in the health sector is due to a number of factors, including the increasing number of people who are employed in the health sector, and the increasing number of people who are employed in the health sector. This is due to a number of factors, including the increasing number of people who are employed in the health sector, and the increasing number of people who are employed in the health sector.

The increasing number of people who are employed in the health sector is due to a number of factors, including the increasing number of people who are employed in the health sector, and the increasing number of people who are employed in the health sector. This is due to a number of factors, including the increasing number of people who are employed in the health sector, and the increasing number of people who are employed in the health sector.

The increasing number of people who are employed in the health sector is due to a number of factors, including the increasing number of people who are employed in the health sector, and the increasing number of people who are employed in the health sector. This is due to a number of factors, including the increasing number of people who are employed in the health sector, and the increasing number of people who are employed in the health sector.

The increasing number of people who are employed in the health sector is due to a number of factors, including the increasing number of people who are employed in the health sector, and the increasing number of people who are employed in the health sector. This is due to a number of factors, including the increasing number of people who are employed in the health sector, and the increasing number of people who are employed in the health sector.



WHITNEY CENTER LIFE CARE BENEFITS



WHITNEY CENTER

The Many Benefits  
of Life Care at  
Whitney Center

# Life Care promises a lifetime of care.

Perhaps you're a resident of Whitney Center, living in an apartment home, when an illness or accident necessitates a change in your lifestyle. Not to worry.

A Life Care contract, signed upon becoming a resident of Whitney Center, entitles you to a lifetime of care in the assisted living, memory care or healthcare residences. Consider the benefits of this important contract:

- **Provides Peace of Mind**

Family members can be assured that you'll receive all the care you need, right here at Whitney Center

- **Protects Your Assets**

You purchase tomorrow's care using today's dollars, a hedge against skyrocketing healthcare costs

- **Reduces Your Tax Bill**

A portion of your entrance fee and monthly fee may qualify as a prepaid medical expense tax deduction

- **Ensures Continuous Coverage**

Even if you have long-term care insurance, Life Care covers you during "waiting periods"

- **Keeps Couples Close Together**

Married couples and good friends can remain close, because healthcare and assisted living residences are right here on campus

- **Secures Your Estate**

Future generations will receive the benefits of inheritance, and you'll avoid the devastation of paying out of pocket for healthcare costs

Life Care is based on shared risk and financial predictability, and is an ideal way for people with or without long-term care insurance to protect themselves financially. A Life Care contract safeguards your financial assets as it allows you the freedom to choose where you want to live. What's more, you'll know in advance who will provide for your care, if and when your health needs change.

At Whitney Center, Life Care is accompanied by resort-like amenities and services, including a wide variety of nutritional dining choices and ample access to wellness and fitness activities. These provide the basis for a healthier lifestyle, and ongoing programs like lifelong learning and cultural events provide continued intellectual engagement.

## Choose Life Care, and give four important gifts to your loved ones

- You'll protect your estate. Paying out-of-pocket for long-term care can be financially devastating.
- They'll never make a healthcare decision during a crisis. This is something your loved ones should never have to face.
- You'll spend quality time with your family.
- You'll live a longer, healthier life.

## A Life Care residence features all the comforts of home

### Assisted Living

- Private apartment
- Living area with TV
- Country kitchen
- Outdoor secured patio
- Person-centered care programs

### Health Center

- Private and semi-private rooms
- Lounge
- Dining area
- Multipurpose room
- Large outdoor secured patio



*To schedule your appointment for a personal visit, or to learn more about Life Care at Whitney Center, please call*

**800-237-3847**



**WHITNEY CENTER**  
*A Heritage of Exceptional Senior Living*

200 Leeder Hill Drive • Hamden, CT 06517

(203) 848-2641 • (800) 237-3847

[www.WhitneyCenter.com](http://www.WhitneyCenter.com)



Continue reading **for**

WHITNEY CENTER  
PROXIMITY AND DIRECTIONS

---



WHITNEY CENTER PROXIMITY AND DIRECTIONS



WHITNEY CENTER

We're at the **center**  
of a **region** that  
rivals the **best.**

# So much to see and do – and so very close to it all!

Hamden is perfectly situated for spur-of-the-moment, memorable road trips to some of the country's most beautiful and exciting destinations.

If traveling is your pleasure, the worry-free lifestyle at Whitney Center will free your time and let your spirit of adventure soar.

## Places that open the mind and please the senses!

New York, NY	2 hours
Boston, MA	2.5 hours
Newport, RI	2 hours
Providence, RI	2 hours
Rocky Neck State Park, Niantic, CT	1 hour
Hartford, CT	45 minutes
Long Beach, Stratford, CT	30 minutes





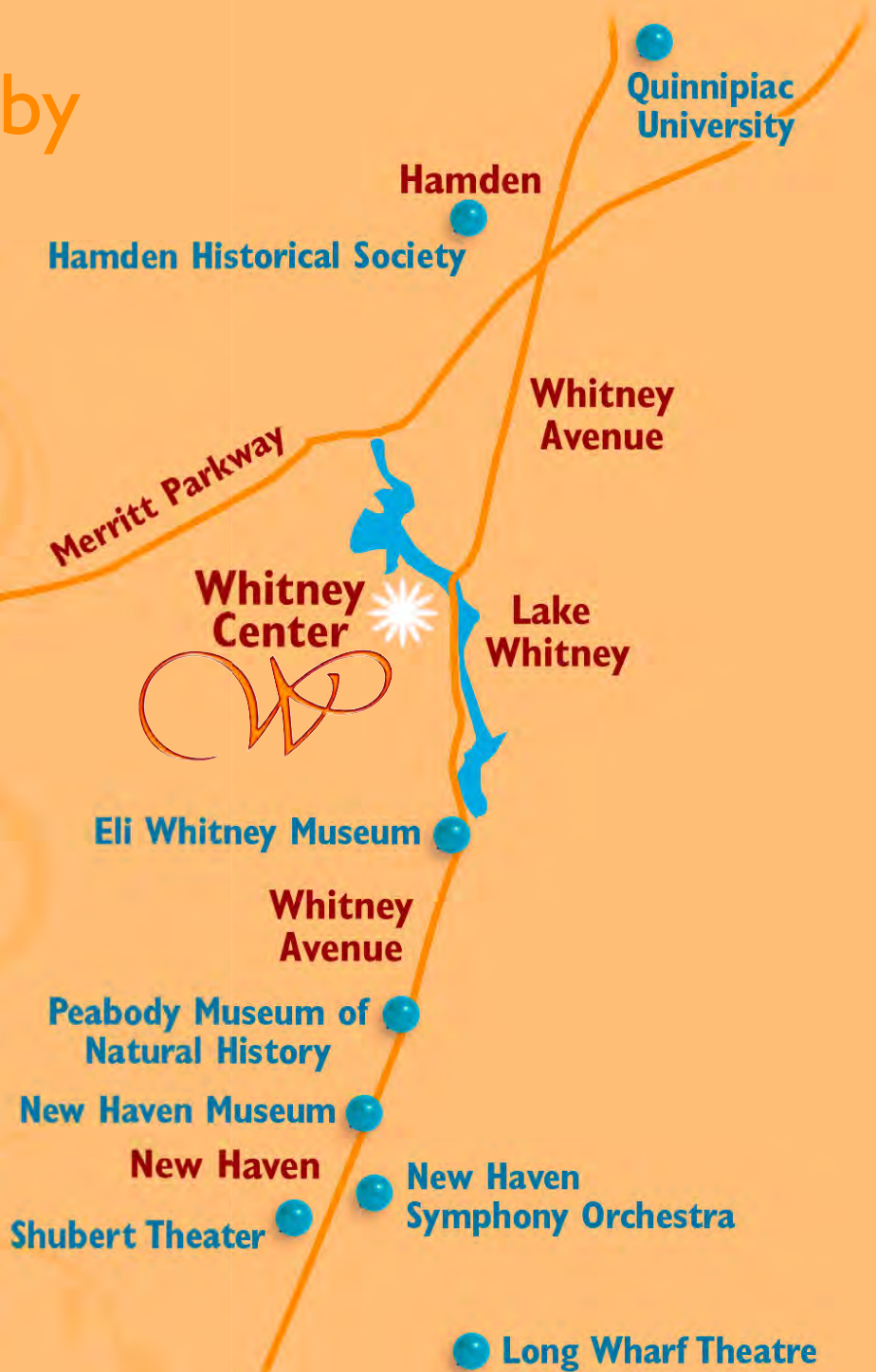
# Great places to visit nearby

## Hamden

- Quinnipiac University
- Sleeping Giant State Park
- Quinnipiac Trail
- Eli Whitney Museum
- Jonathan Dickerman House
- Eli Whitney Barn
- Lake Wintergreen
- Hamden Historical Society
- Pardee Rose Garden
- Media Arts Center
- Hamden Symphony Orchestra
- Lake Whitney

## New Haven

- Yale Center for British Art
- Peabody Museum of Natural History
- Yale University Art Gallery
- Long Wharf Theatre
- Yale Repertory Theater
- Yale University
- Little Italy
- Knights of Columbus Museum
- New Haven Green
- Carousel at Lighthouse Point Park
- New Haven Symphony Orchestra
- Shubert Theater
- East Rock Park
- New Haven Museum
- Pardee Morris House
- New Haven Free Public Library
- Black Rock Fort and Fort Hale
- Beinecke Rare Book & Manuscript Library



# Directions to Whitney Center

## From South

### (New York, Greenwich)

- Take the Merritt Parkway (Route 15) North to exit 60
- Turn right onto Dixwell Avenue (Route 10)
- Proceed on Dixwell Avenue approx. 1 mile to traffic light at Treadwell Street
- Turn left onto Treadwell Street and proceed ¼ mile to traffic light at Leeder Hill Drive
- Turn right onto Leeder Hill Drive and Whitney Center will be on the right within 1/10 of a mile
- Whitney Center is the first building on the right
- Enter the SECOND driveway “South Entrance”; the main entrance will be up ahead. Park in a “Guest” parking spot

## From North

### (Hartford, Meriden)

- Take I-91 South to the Wilber Cross Parkway (Route 15) to exit 60
- Turn right onto Dixwell Avenue (Route 10)
- Proceed on Dixwell Avenue approx. 1 mile to traffic light at Treadwell Street
- Turn left onto Treadwell Street and proceed ¼ mile to traffic light at Leeder Hill Drive
- Turn right onto Leeder Hill Drive and Whitney Center will be on the right within 1/10 of a mile

- Whitney Center is the first building on the right
- Enter the SECOND driveway “South Entrance”; the main entrance will be up ahead. Park in a “Guest” parking spot

## From East

### (New London, Providence)

- Take I-95 South to reach I-91 North via exit 48
- Continue on I-91 North and take exit 6 (left hand exit) Willow Street exit
- At the end of exit, take right on Willow Street
- Proceed approx. ¾ miles and take right onto Whitney Avenue
- Proceed on Whitney Avenue approx. 1.5 miles and take a left onto Treadwell Street
- Proceed on Treadwell Street approx. ¼ mile and take a left onto Leeder Hill Drive
- Enter the SECOND entrance “South Entrance”; the main entrance will be up ahead. Park in a “Guest” parking spot

## From West

### (Danbury, New Milford)

- Take I-84 East
- Take Exit 11 toward CT-34 Derby / New Haven
- Turn right onto Mile Hill Road / Wasserman Way
- Follow CT-34E

- Take Wilber Cross Parkway (Route 15) North to exit 60
- Turn right onto Dixwell Avenue (Route 10)
- Proceed on Dixwell Avenue approx. 1 mile to traffic light at Treadwell Street
- Turn left onto Treadwell Street and proceed ¼ mile to traffic light at Leeder Hill Drive
- Turn right onto Leeder Hill Drive and Whitney Center will be on the right within 1/10 of a mile
- Whitney Center is the first building on the right
- Enter the SECOND driveway “South Entrance”; the main entrance will be up ahead. Park in a “Guest” parking spot

## Take the ferry to Long Island's beaches!

Create a summertime memory for your grandkids when you whisk them away to the beaches of Long Island! A one-hour drive to New London and a leisurely ride on the Cross Sound Ferry puts you on a sandy stretch of the southern shores of Long Island Sound.



WHITNEY CENTER



Continue reading **for**

WHITNEY CENTER HISTORY

---



WHITNEY CENTER HISTORY



An area steeped  
in **history** and  
**innovation.**

WHITNEY CENTER

# Our namesake was renowned for innovation. How appropriate!

## Eli Whitney, Hamden's great innovator

Although Eli Whitney wasn't born in Hamden, his work here revolutionized the way American industry operated throughout the 19th century, and helped to further the progress of the Industrial Revolution.

Whitney was born in Westborough, Massachusetts, on December 8, 1765, the eldest child of Eli Whitney Sr., a prosperous farmer, and his wife Elizabeth Fay of Westborough. Innovative thinking developed early on in Whitney, who operated a profitable nail manufacturing business—at age 14—in his father's workshop. Following the Revolutionary War, he prepared for Yale at Leicester Academy, and entered the Yale class of 1789, graduating with honors in 1792.

His education completed, but running short of funds, Whitney set out for the southern United States, where young men were flocking at the time to seek their fortunes. Among his shipmates during his sea voyage was the widow of Revolutionary War hero, General Nathanael Greene, who invited Whitney to visit her Georgia plantation.

While in Georgia, Whitney began work on the cotton gin, the first of his major innovations, which



would revolutionize the way cotton was harvested and cleaned. A single cotton gin could remove the seeds from 55 pounds of cotton each day, a vast improvement over the old methods. The invention of the cotton gin reinvigorated the southern cotton industry and brought economic development to the Southern States.

Ironically, Whitney's second major innovation was advocacy of interchangeable parts, a practice that was adopted by the Northern firearms industry, including Whitney's own factory in Hamden.

This new and improved method of manufacturing and repairing arms contributed greatly to the Northern victory in the Civil War.

Turning his attention to securing government contracts for the manufacture of muskets to outfit the newly formed Continental Army, Whitney continued building small firearms in Hamden until his death in 1825.




## Whitney Center, Hamden's senior living innovator

Whitney Center is a not-for-profit corporation that has been serving seniors since 1979 under the guidance of a local, volunteer board of directors responsible for fulfilling our mission. The campus is located on a 15-acre site near the western shores of historic Lake Whitney. Like its namesake, Whitney Center embraces innovation, creating a retirement living haven that Mr. Whitney would be proud to call home.

The major thoroughfare in Hamden is named Whitney Avenue, running past Whitney's old factory, which is now home to the Eli Whitney Museum. In 1806, the body of water created by the dam he constructed was enlarged to form a reservoir, now named Lake Whitney.

While in Hamden, Whitney constructed stone houses for his employees in an area still referred to as *Whitneyville*. This is believed to be the first instance of employer-provided homes in U.S. history.



## A Historic Region



The region of south central Connecticut that includes New Haven and Hamden was first settled by English Puritans in 1638, led by the Reverend John Davenport and Theophilus Eaton, a wealthy London merchant. The English settlers befriended the native Quinnipiacks, bought land from them and provided protection from other local tribes.

The first settlers of the region foresaw great opportunity for commerce and trade in New Haven's spacious harbor. A government was established by 1640, and the settlement was renamed Newhaven. By 1641 the settlement had grown into a community of nearly 800 English farmers and traders.

When Charles II became king eleven years after his father's execution, he sought revenge against Colonel Edward Whalley and Colonel William Goffe, two of the men who had signed the death warrant. Whalley and Goffe fled to America, and were hidden by local citizens in a cave within New Haven's West Rock. New Haven streets are now named after these men, and their story has become an important part of regional history.

By 1701, New Haven had grown to be the village center of an agricultural township and, along with Hartford, was co-capital of the Connecticut colony. In 1718, a small Puritan college was moved to New Haven and received a large endowment from Elihu Yale. The school was renamed Yale College in his honor, and would become a renowned university and a major economic factor in the region.

New Haven had evolved from a colonial village into a growing town of about 3,500 by 1775. During the Revolutionary War the town would provide soldiers and financial support to the cause. In 1784, New Haven was incorporated as a city and Roger Sherman, one of the signers of the Declaration of Independence, was elected as its first mayor.

Central Connecticut is a region rich in American history, and instrumental in the nation's economy. The people of Whitney Center are proud to be a part of this tradition.



WHITNEY CENTER

*A Heritage of Exceptional Senior Living*



Continue reading **for**

WHITNEY CENTER VALUE

---



WHITNEY CENTER VALUE



WHITNEY CENTER

Compare  
the **Value**

200 Leeder Hill Drive • Hamden, CT 06517 • (203) 848-2641 • (800) 237-3847 • [www.WhitneyCenter.com](http://www.WhitneyCenter.com)



Take a few moments to complete this form, and then compare your typical monthly expenses with the exceptional value at Whitney Center. This does not include the Entrance Fee which varies based on size of the residence chosen.

Bring the completed form to your one-on-one meeting with a Whitney Center representative.

**Current Monthly Expenses**

**Whitney Center Monthly Expenses**

Mortgage, Rent, Condominium Fees	\$ _____
Gas	\$ _____
Water/Sewer	\$ _____
Electricity	\$ _____
Trash/Recycling Fee	\$ _____
Local Telephone Service	\$ _____
Basic Cable Service	\$ _____
Real Estate Taxes: County	\$ _____
Local/School	\$ _____
Homeowner's Insurance	\$ _____
Lawn Service (Spray, Aeration)	\$ _____
Grounds Keeping (Cutting, Weeding, Mulching, Edging, Tree/Shrub Care)	\$ _____
Snow Removal	\$ _____
House Cleaning Service	\$ _____
Pest Control	\$ _____
Major Home Upkeep (Plumbing, Roofing, Painting)	\$ _____
Major Appliances (Maintain/Replace)	\$ _____
Swimming Pool/Jacuzzi®	\$ _____
Security System	\$ _____
Health Club Fees	\$ _____
Transportation	\$ _____
Travel	\$ _____
Entertainment	\$ _____
<b>Total Expenses</b>	<b>\$ _____</b>

Mortgage, Rent, Condominium Fees	\$ Included
Gas	\$ Included
Water/Sewer	\$ Included
Electricity	\$ Included
Trash/Recycling Fee	\$ Included
Local Telephone Service	\$ Included
Basic Cable Service	\$ Included
Real Estate Taxes: County	\$ Included
Local/School	\$ Included
Homeowner's Insurance	\$ Included
Lawn Service (Spray, Aeration)	\$ Included
Grounds Keeping (Cutting, Weeding, Mulching, Edging, Tree/Shrub Care)	\$ Included
Snow Removal	\$ Included
Housekeeping Service	\$ Included
Pest Control	\$ Included
Major Home Upkeep (Plumbing, Roofing, Painting)	\$ Included
Major Appliances (Maintain/Replace)	\$ Included
Swimming Pool/Jacuzzi®	\$ Included
24-Hour Security	\$ Included
Health Club Fees	\$ Included
Transportation	\$ _____*
Travel	\$ _____
Entertainment	\$ _____**
<b>Total Expenses</b>	<b>\$ _____</b>

\*Scheduled transportation to a variety of destinations is included in the Whitney Center Monthly Fee.

\*\*The many onsite entertainment opportunities are included in the Whitney Center Monthly Fee.